

21st Century Community Learning Centers
Year-End Evaluation Report, 2023-2024

AYS, Inc.

Nora Elementary

Prepared by:



Mindy Hightower King, Ph.D
Danielle Sovinski, MPH

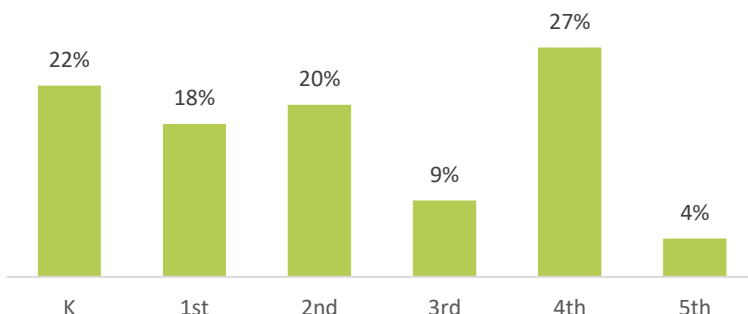
Nora Elementary

Site At-a-Glance

Proposed # of RAPs attending 45+ days	Actual Number of RAPs Served
24	45

GRADE LEVEL OF PARTICIPATING STUDENTS

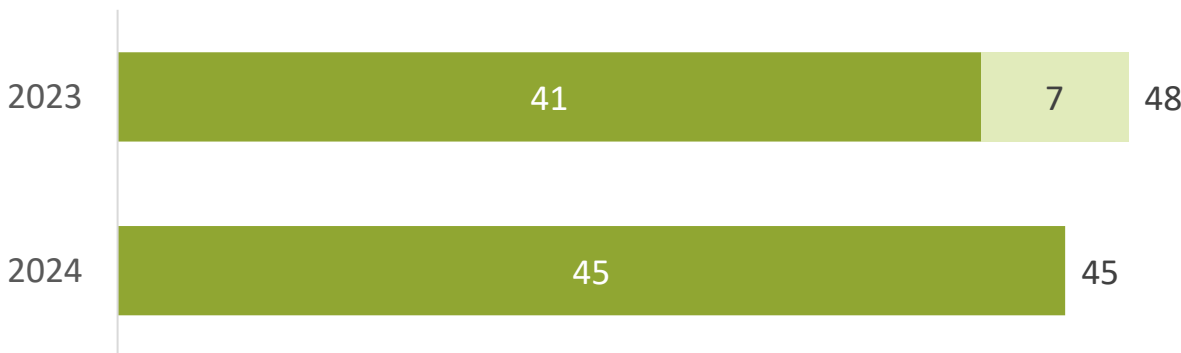
Among students attending 45+ days in 2023-2024



ATTENDANCE

During the 2023-2024 school year, the program served 45 students for 45+ days, exceeding the RAP goal of 24 students.

■ 45+ days ■ 0-44 days



DEMOGRAPHIC CHARACTERISTICS

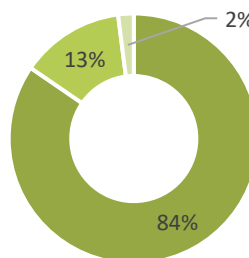
Of students attending 45+ days in 2023-2024

Gender



Eligibility for Free/Reduced Lunch

■ Free/Reduced ■ Not Eligible ■ Unknown



Nora Elementary

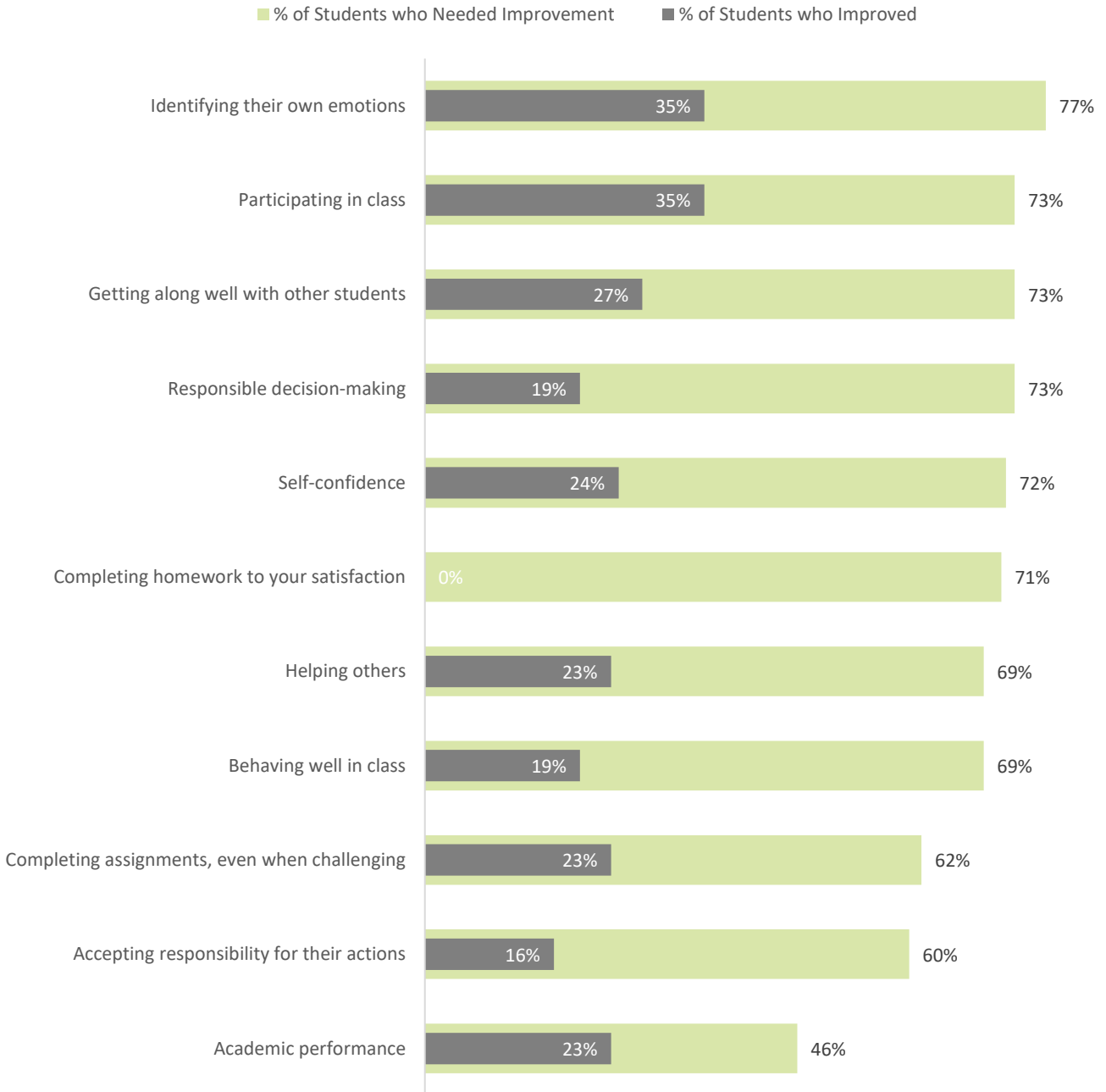
2023-2024 Site Outcomes

Academic Outcomes		
60%	of students in 1st-6th grade will earn a B or Better or increase their ELA grade from fall to spring	89%
60%	of students in 1st-6th grade will earn a B or Better or increase their math grade from fall to spring	72%
60%	of KG students will earn a mark of 'M' in math by spring	86%
60%	of KG students will earn a mark of 'M' ELA by spring	86%
60%	of K-6th grade teachers will report that students did not need to improve or improved 'completing homework to the teacher's satisfaction'	29%
60%	of K-6th grade regular participants will show an increase in enjoyment towards reading on their own and/or confidence reading for class assignments	80%
Social/Behavioral Outcomes		
60%	of students will report an increased sense of optimism about their school day	60%
60%	of K-6th grade teachers will report that students did not need to improve or improved 'helping others'	54%
60%	of students in K-6th grade will show improvement (or did not need to improve) in at least 2 of the SEL items listed on the Student Behavior Survey completed by afterschool staff in spring	95%
60%	of K-6th grade teachers will report that students did not need to improve or improved 'participating in class'	62%
Family Engagement		
60%	of parents will report an increase in the amount of time that they spend reading with their child in spring	75%
60%	of parents will engage with their child's school by participating in at least one school event each year (parent/teacher conference, helping with a school event)	50%

Nora Elementary

Teacher Ratings of Student's Classroom Behaviors

Teacher survey data were available for 58% (n=26) of regularly participating students.



Nora Elementary

Performance Measure Progress

NOTE: Performance measure data include students who attended 45+ days.

Outcome
Target
Achieved

Academic Outcomes		2023	2024	2025	2026
60%	of students in 1st-6th grade will earn a B or Better or increase their ELA grade from fall to spring	96%	89%		
60%	of students in 1st-6th grade will earn a B or Better or increase their math grade from fall to spring	79%	72%		
60%	of KG students will earn a mark of 'M' in math by spring	--	86%		
60%	of KG students will earn a mark of 'M' ELA by spring	--	86%		
60%	of K-6th grade teachers will report that students did not need to improve or improved 'completing homework to the teacher's satisfaction'	54%	29%		
60%	of K-6th grade regular participants will show an increase in enjoyment towards reading on their own and/or confidence reading for class assignments	94%	80%		
Social/Behavioral Outcomes		2023	2024	2025	2026
60%	of students will report an increased sense of optimism about their school day	83%	60%		
60%	of K-6th grade teachers will report that students did not need to improve or improved 'helping others'	84%	54%		
60%	of students in K-6th grade will show improvement (or did not need to improve) in at least 2 of the SEL items listed on the Student Behavior Survey completed by afterschool staff in spring	100%	95%		
60%	of K-6th grade teachers will report that students did not need to improve or improved 'participating in class'	76%	62%		
Family Engagement		2023	2024	2025	2026
60%	of parents will report an increase in the amount of time that they spend reading with their child in spring	83%	75%		
60%	of parents will engage with their child's school by participating in at least one school event each year (parent/teacher conference, helping with a school event)	100%	50%		

-- Data Not Available

Nora Elementary

Family Survey Results

4
Parent Surveys
Collected

How do parents rate the quality and benefits of the afterschool program?

Parent Ratings of Staff and Program Leaders	Agree	Strongly Agree	Agree + Strongly Agree
Staff and program leaders care about my child	50%	50%	100%
Staff and program leaders listen to my concerns	75%	25%	100%
My child enjoys spending time with staff and program leaders	75%	25%	100%
Staff members communicate with me about the program	50%	25%	75%
Staff and program leaders are good role models for my child	75%	25%	100%

Parent-Child Engagement Strategies	Often	Always	Often + Always
Help my child with his/her schoolwork	50%	50%	100%
Confirm that my child has finished his/her homework	25%	75%	100%
Talk with my child about what he/she is learning in school	25%	75%	100%

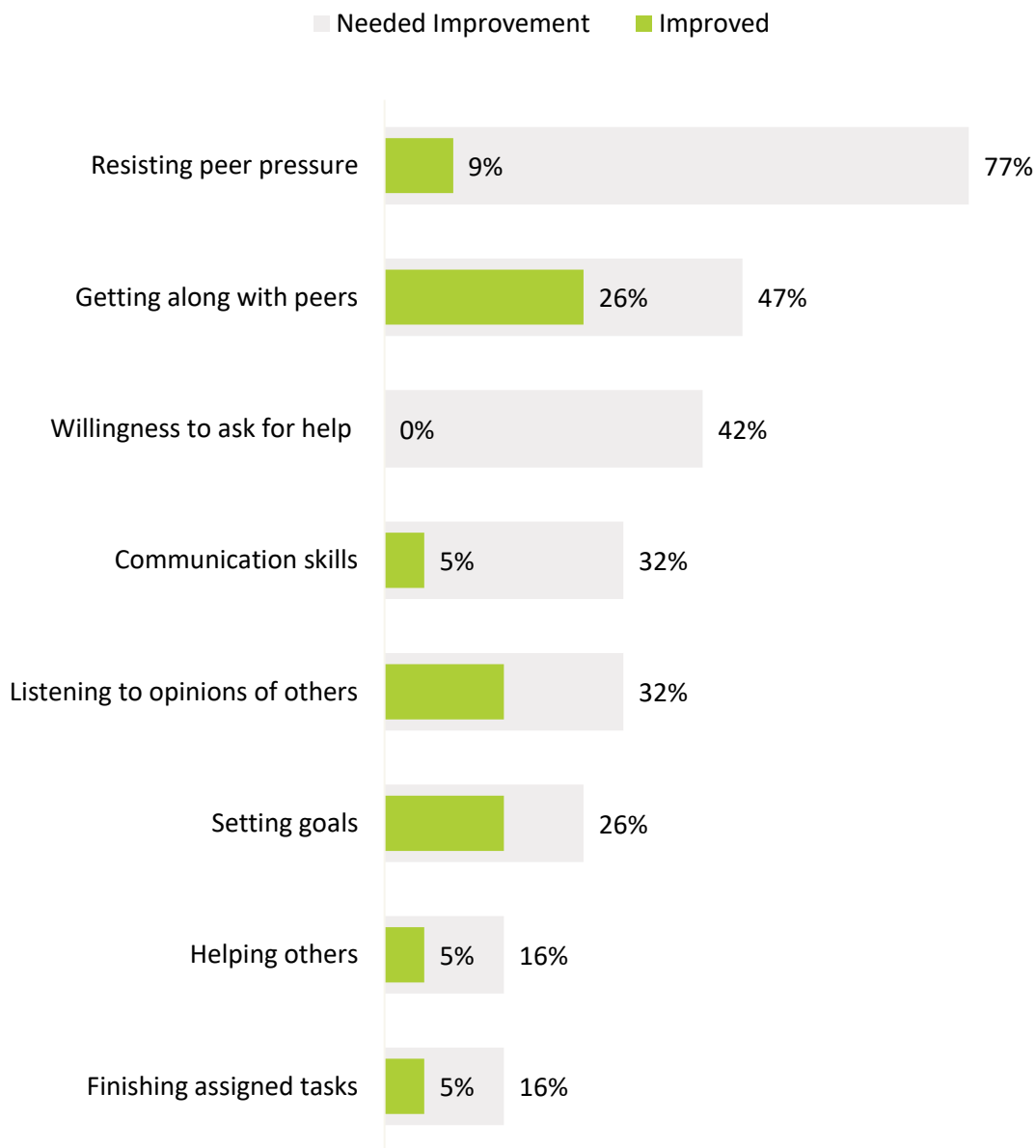
School Engagement Strategies	Yes
Attended a parent/teacher conference	50%
Met with school day staff or attended PTO meetings	50%
Visited your child's school or participated in a virtual school event	50%
Helped with a school event during the school day	--

Parent Benefits	Agree	Strongly Agree	Agree + Strongly Agree
I can spend quality time with my child in the evenings	50%	50%	100%
I communicate more with my child's teachers or other school staff	50%	--	50%
I feel more engaged in my child's education	75%	--	75%
I spend more time reading with my child at home	50%	25%	75%

Nora Elementary

Afterschool Student Behavior Assessment

The afterschool student behavior assessment survey was completed by program staff during Spring 2024. A total of 19 participants were included in the student behavior assessment.



Nora Elementary

Student Survey Results (Grades 3+)

How do students in grades 3+ rate the benefits of the program?

10
Surveys
Completed

Students Agree that the Afterschool Program Helped Them...	A Little	A Lot	A Little + A Lot
Work well in groups.	20%	20%	40%
Get along with other students that are different from me.	50%	10%	60%
Make and keep friends.	20%	20%	40%
Make better decisions.	20%	40%	60%
Listen to other students' ideas.	20%	20%	40%
Become a leader.	20%	20%	40%
Get better grades in school.	10%	40%	50%
Stay out of trouble at school.	--	30%	30%
Get help with homework.	11%	11%	22%
Be happy, even when things are hard.	22%	11%	33%
I like to read.	10%	50%	60%
I think reading is fun.	30%	40%	70%
Reading at school is easy for me.	20%	40%	60%
I think I will be a good reader.	--	40%	40%
I like going to school.	10%	20%	30%
I like learning new things at school.	20%	40%	60%

Nora Elementary

Student Survey Results (Grades 3+)

Student's Favorite Part of the Program

- Free time
- Going home
- Gym
- My friends
- Quiet time
- Snack time
- When we go outside

Students Would Like to Change the Following Things About the Program




- How people be mean to other people
- More movies
- No time
- No! Work! Time!
- Not reading
- Nothing
- To be nicer to little kids. And a lot more.

Nora Elementary

Student Survey Results (Grades K-2)

21
Surveys
Completed

How do K-2nd grade students rate the quality and benefits of the program site?

Student Afterschool Program Ratings			
	Not at all	Somewhat	A Lot
How much do you like going to the afterschool program?	--	24%	76%
How much does the afterschool program help you with your schoolwork?	35%	35%	30%
How much does the afterschool program help you when you are sad?	--	20%	80%
How much does the afterschool program help you with reading?	14%	38%	48%