

21st Century Community Learning Centers
Year-End Evaluation Report, 2023-2024

AYS, Inc.

Meredith Nicholson School 96

Prepared by:



Mindy Hightower King, Ph.D
Danielle Sovinski, MPH

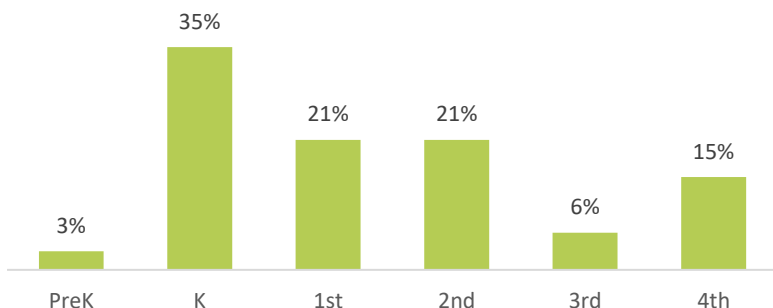
Meredith Nicholson School 96

Site At-a-Glance

Proposed # of RAPs attending 45+ days	Actual Number of RAPs Served
24	34

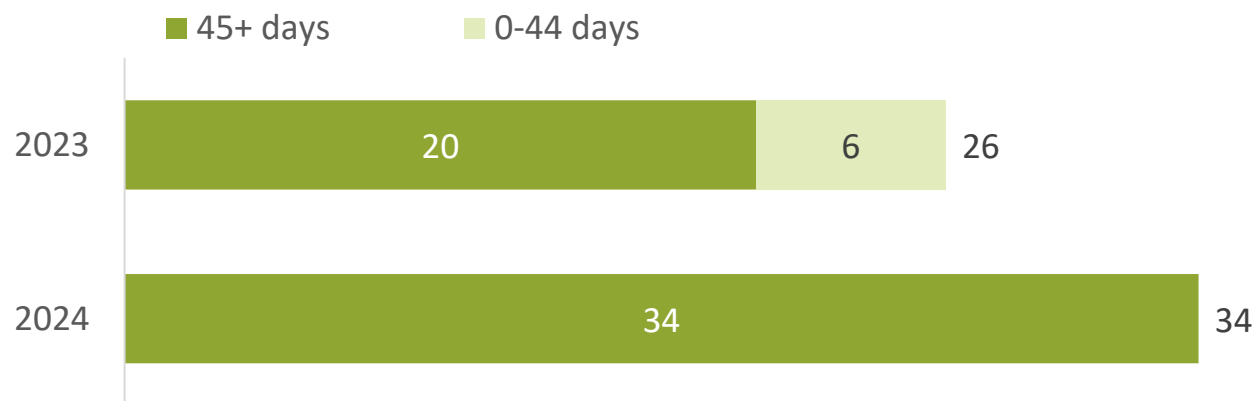
GRADE LEVEL OF PARTICIPATING STUDENTS

Among students attending 45+ days in 2023-2024



ATTENDANCE

During the 2023-2024 school year, the program served 34 students for 45+ days, exceeding the RAP goal of 24 students.



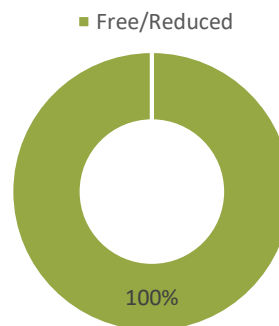
DEMOGRAPHIC CHARACTERISTICS

Of students attending 45+ days in 2023-2024

Gender



Eligibility for Free/Reduced Lunch



Meredith Nicholson School 96

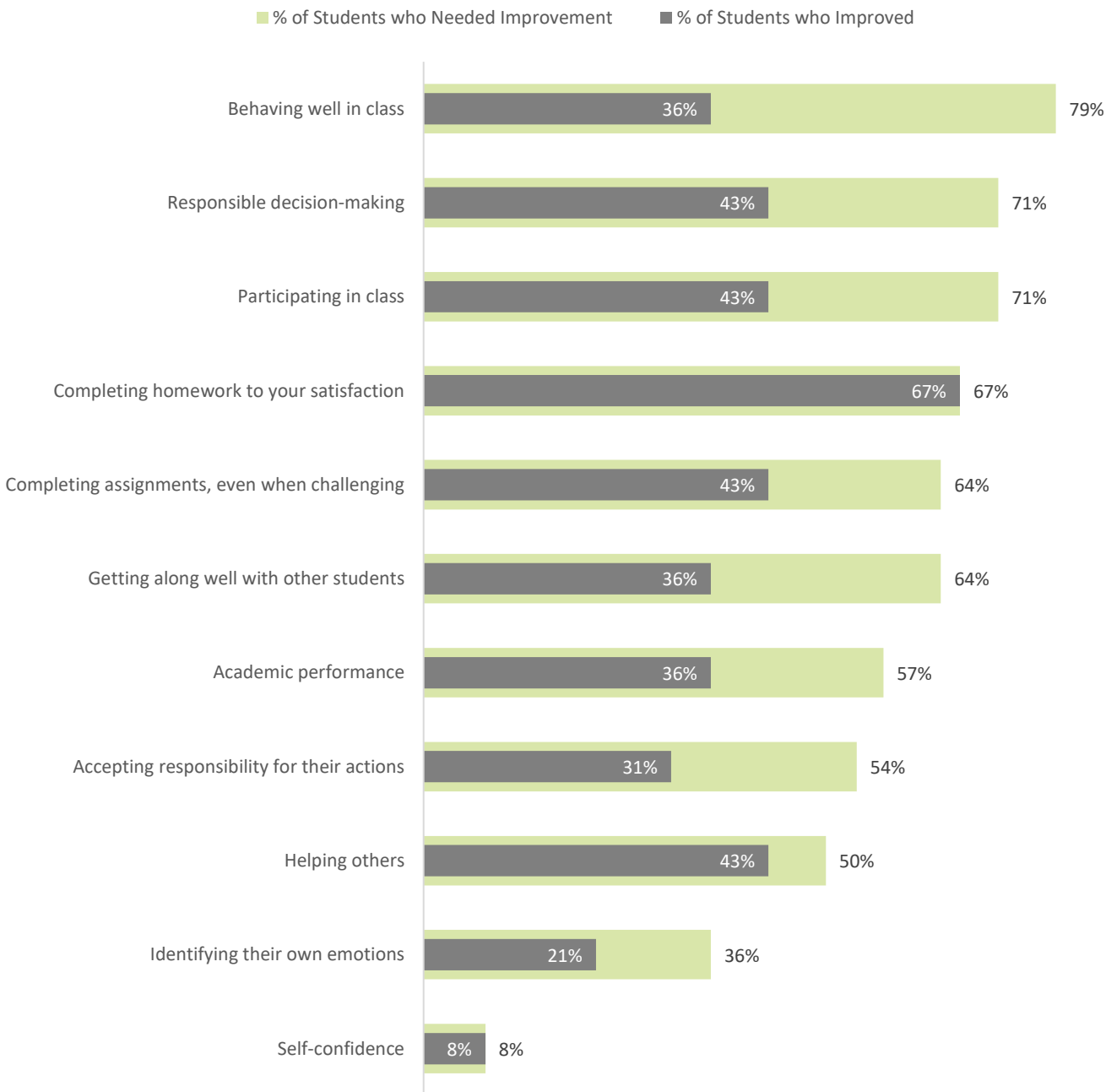
2023-2024 Site Outcomes

Academic Outcomes		
60%	of students in 1st-6th grade will earn a B or Better or increase their ELA grade from fall to spring	91%
60%	of students in 1st-6th grade will earn a B or Better or increase their math grade from fall to spring	64%
60%	of KG students will earn a mark of 'S' or Better or increase their math grade from fall to spring	86%
60%	of KG students will earn a mark of 'S' or Better or increase their ELA grade from fall to spring	71%
60%	of K-6th grade teachers will report that students did not need to improve or improved 'completing homework to the teacher's satisfaction'	100%
60%	of K-6th grade regular participants will show an increase in enjoyment towards reading on their own and/or confidence reading for class assignments	100%
Social/Behavioral Outcomes		
60%	of students will report an increased sense of optimism about their school day	100%
60%	of K-6th grade teachers will report that students did not need to improve or improved 'helping others'	93%
60%	of students in K-6th grade will show improvement (or did not need to improve) in at least 2 of the SEL items listed on the Student Behavior Survey completed by afterschool staff in spring	100%
60%	of K-6th grade teachers will report that students did not need to improve or improved 'participating in class'	71%
Family Engagement		
60%	of parents will report an increase in the amount of time that they spend reading with their child in spring	83%
60%	of parents will engage with their child's school by participating in at least one school event each year (parent/teacher conference, helping with a school event)	100%

Meredith Nicholson School 96

Teacher Ratings of Student's Classroom Behaviors

Teacher survey data were available for 41% (n=14) of regularly participating students.



Meredith Nicholson School 96

Performance Measure Progress

NOTE: Performance measure data include students who attended 45+ days.

Outcome Target Achieved

Academic Outcomes		2023	2024	2025	2026
60%	of students in 1st-6th grade will earn a B or Better or increase their ELA grade from fall to spring	--	91%		
60%	of students in 1st-6th grade will earn a B or Better or increase their math grade from fall to spring	--	64%		
60%	of KG students will earn a mark of 'S' or Better or increase their math grade from fall to spring	--	86%		
60%	of KG students will earn a mark of 'S' or Better or increase their ELA grade from fall to spring	--	71%		
60%	of K-6th grade teachers will report that students did not need to improve or improved 'completing homework to the teacher's satisfaction'	60%	100%		
60%	of K-6th grade regular participants will show an increase in enjoyment towards reading on their own and/or confidence reading for class assignments	80%	100%		
Social/Behavioral Outcomes					
		2023	2024	2025	2026
60%	of students will report an increased sense of optimism about their school day	100%	100%		
60%	of K-6th grade teachers will report that students did not need to improve or improved 'helping others'	69%	93%		
60%	of students in K-6th grade will show improvement (or did not need to improve) in at least 2 of the SEL items listed on the Student Behavior Survey completed by afterschool staff in spring	--	100%		
60%	of K-6th grade teachers will report that students did not need to improve or improved 'participating in class'	75%	71%		
Family Engagement					
		2023	2024	2025	2026
60%	of parents will report an increase in the amount of time that they spend reading with their child in spring	80%	83%		
60%	of parents will engage with their child's school by participating in at least one school event each year (parent/teacher conference, helping with a school event)	100%	100%		

-- Data Not Available

Meredith Nicholson School 96

Family Survey Results

6
Parent Surveys
Collected

How do parents rate the quality and benefits of the afterschool program?

Parent Ratings of Staff and Program Leaders	Agree	Strongly Agree	Agree + Strongly Agree
Staff and program leaders care about my child	33%	67%	100%
Staff and program leaders listen to my concerns	50%	50%	100%
My child enjoys spending time with staff and program leaders	50%	50%	100%
Staff members communicate with me about the program	50%	50%	100%
Staff and program leaders are good role models for my child	50%	50%	100%

Parent-Child Engagement Strategies	Often	Always	Often + Always
Help my child with his/her schoolwork	40%	60%	100%
Confirm that my child has finished his/her homework	40%	60%	100%
Talk with my child about what he/she is learning in school	20%	60%	80%

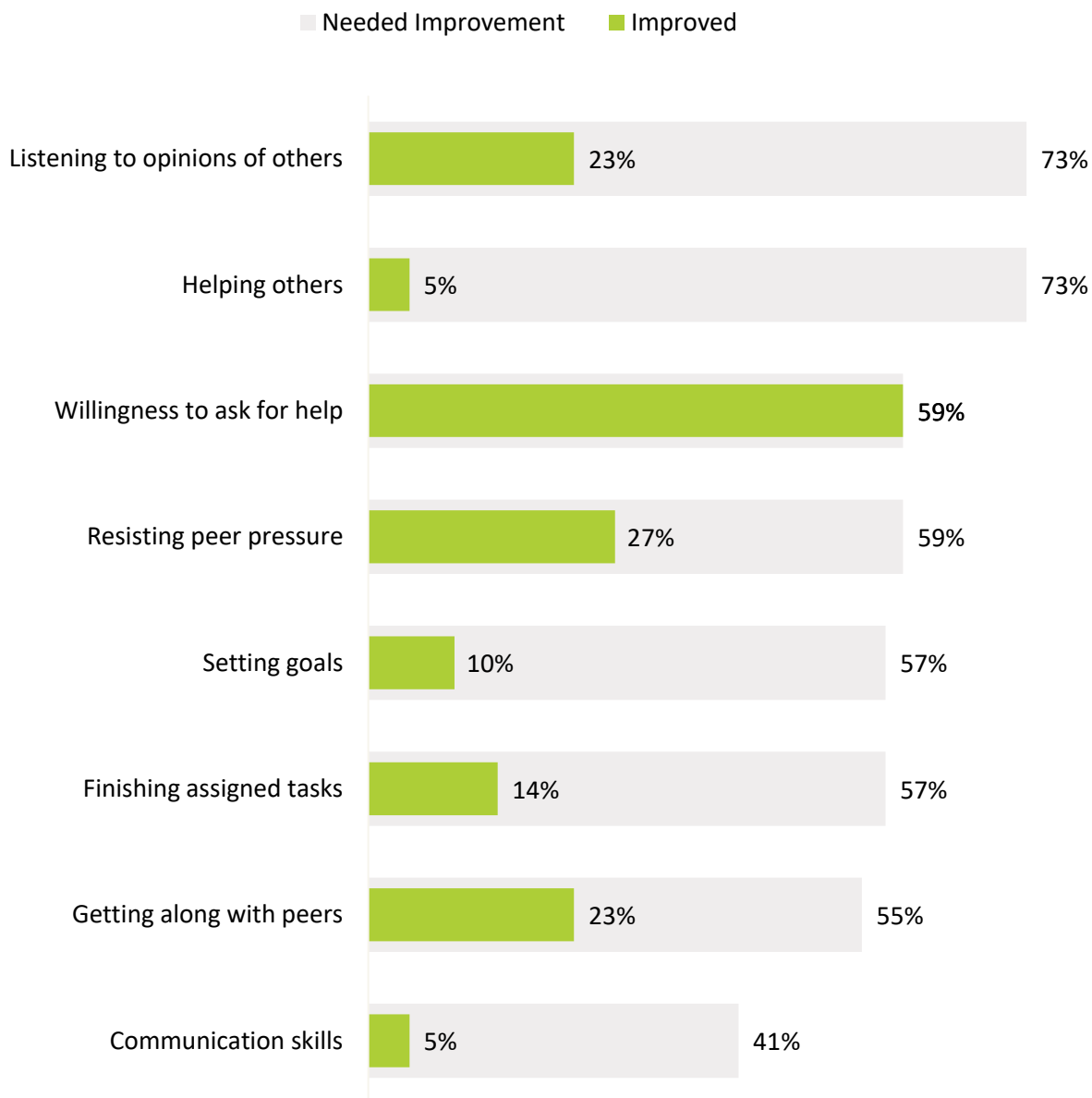
School Engagement Strategies	Yes
Attended a parent/teacher conference	100%
Met with school day staff or attended PTO meetings	67%
Visited your child’s school or participated in a virtual school event	50%
Helped with a school event during the school day	50%

Parent Benefits	Agree	Strongly Agree	Agree + Strongly Agree
I can spend quality time with my child in the evenings	50%	50%	100%
I communicate more with my child’s teachers or other school staff	50%	33%	83%
I feel more engaged in my child’s education	50%	50%	100%
I spend more time reading with my child at home	67%	17%	84%

Meredith Nicholson School 96

Afterschool Student Behavior Assessment

The afterschool student behavior assessment survey was completed by program staff during Spring 2024. A total of 22 participants were included in the student behavior assessment.



Meredith Nicholson School 96

Student Survey Results (Grades 3+)

How do students in grades 3+ rate the benefits of the program?

4
Surveys
Completed

Students Agree that the Afterschool Program Helped Them...	A Little	A Lot	A Little + A Lot
Work well in groups.	25%	75%	100%
Get along with other students that are different from me.	--	100%	100%
Make and keep friends.	--	100%	100%
Make better decisions.	25%	75%	100%
Listen to other students' ideas.	25%	75%	100%
Become a leader.	--	75%	75%
Get better grades in school.	25%	75%	100%
Stay out of trouble at school.	--	100%	100%
Get help with homework.	50%	50%	100%
Be happy, even when things are hard.	25%	75%	100%
I like to read.	25%	75%	100%
I think reading is fun.	25%	75%	100%
Reading at school is easy for me.	25%	75%	100%
I think I will be a good reader.	--	75%	75%
I like going to school.	25%	75%	100%
I like learning new things at school.	--	100%	100%

Meredith Nicholson School 96

Student Survey Results (Grades 3+)

Student's Favorite Part of the Program

- Do fun stuff
- When we go outside or the gym
- I like to play
- Make and keep friends

Students Would Like to Change the Following Things About the Program




- I will not change nothing
- Nothing
- Become a leader

Meredith Nicholson School 96

Student Survey Results (Grades K-2)

16
Surveys
Completed

How do K-2nd grade students rate the quality and benefits of the program site?

Student Afterschool Program Ratings			
	Not at all	Somewhat	A Lot
How much do you like going to the afterschool program?	--	19%	81%
How much does the afterschool program help you with your schoolwork?	7%	47%	47%
How much does the afterschool program help you when you are sad?	--	31%	69%
How much does the afterschool program help you with reading?	13%	13%	75%